

NEW  
**TIVOLI**



ON TREND FOR URBAN LIFE





## AVANT-GARDE AND SOPHISTICATED

New Tivoli projects a confident stance with its stylish new front bumper and red accent tow-hook cover. Be a trend setter, not a follower of fashion.

1 DISTINCTIVE LED HEADLIGHTS WITH AUTOMATIC DIPPING TO AVOID DAZZLE

2 SMART NEW-LOOK RADIATOR GRILLE AND RED TOW-HOOK COVER



# PROJECT YOUR CONFIDENT SIDE

With a strong side profile, new Tivoli's muscular character lines project power and purpose.

1 LED SIDE INDICATOR REPEATERS

2 18-INCH BLACK DIAMOND CUT ALLOY WHEELS






## TIVOLI – THE SMART WORD FOR STYLE

New Tivoli sets the tone. With bold LED lights blended with contemporary design cues, it projects a confident, youthful and savvy look.

1 LED COMBINATION REAR LIGHTS

2 NEW REAR BUMPER INCORPORATING LED FOG LIGHTS



# FULLY CONNECTED

The driver-centric cockpit looks and feels elegant and fully integrated.  
The controls are perfectly intuitive, while instruments communicate clearly and instinctively.  
All designed and carefully considered for optimised control.

1 10.25 inch colour TFT-LCD cluster 2 9 inch HD navigation 3 8 inch smart audio system 4 5 Google Android Auto and Apple CarPlay



Cluster navigation screen / Full navigation / AV mirroring / Turn-by-turn



ORANGE INTERIOR



LIGHT GREY INTERIOR

## BE STIRRED, NOT SHAKEN

The light and spacious cabin is appointed with premium materials and luxury features to ensure you relax and travel in supreme comfort.

1 Rear seats reclinable to 32.5° 2 Heated front seats 3 Ventilated front seats 4 8-way power adjustable front seats



-  Ventilated & heated front seat control & indicator
-  8-way powered seat control
-  Driver's seat with 2-way lumbar control

# FLEXIBLE LOAD SPACE

With a large luggage volume befitting a mid-size SUV, New Tivoli boasts the largest, best-in-class load capacity: from 423 litres to 1,115 litres. This huge and useable space will become part of your new way of living, and there is even a discrete hidden space beneath the load floor for even greater space efficiency and added security.



## CHOICE OF SEATING CONFIGURATIONS Load space in litres

- 1 NORMAL SEATING (423litres)  
- including hidden underfloor space
- 2 2nd row 40% FOLDED (696litres)
- 3 2nd row 60% FOLDED (842litres)
- 4 2nd row 100% FOLDED (1,115litres)

\* VDA213 / 214 measurement







TIVOLI - A WORLD OF ADVENTURE



## CHOOSE YOUR PERFORMANCE

New Tivoli is powered by a 1.5litre GDI-turbo engine with low-speed torque performance and superior acceleration for a more exciting driving experience. There is also the option of 6-speed manual or 6-speed AISIN automatic transmissions, plus driving mode with the choice of normal, sport or winter driving settings.

### 1.5 GDI-TURBO PETROL ENGINE

Max. Power (PS/rpm)	163 / 5,000 ~ 5,500
Max. Torque (Nm/rpm)	280 / 1,500 ~ 4,000 (with MT) 260 / 1,500 ~ 4,000 (with AT)
Displacement	1,497 cc
Engine Model	1.5 GDi-Turbo



### AISIN 6-SPEED AUTOMATIC TRANSMISSION

Fitted to some of the finest cars in the world, the tested and proven AISIN 6-speed automatic gearbox offers smooth and quiet gear shifting with maximum fuel efficiency.



### 6-SPEED MANUAL TRANSMISSION

The 6-speed manual gearbox delivers a fun driving experience with maximum driver engagement. Optimised gear ratios ensure smooth and precise gear shifts, improved fuel efficiency and quiet performance.



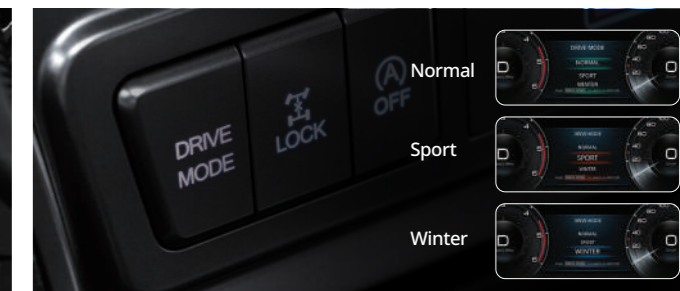
### IDLE STOP & GO SYSTEM (ISG)

When the vehicle is stationary (and the brake pedal is depressed), the engine automatically stops running, preventing idling and improving fuel economy.



### DRIVE MODE SYSTEM

Selectable drive modes (Normal/Sport & Winter) optimise traction distribution and the gear shift schedule to suit driver preferences and road conditions.



# YOU'RE PROTECTED

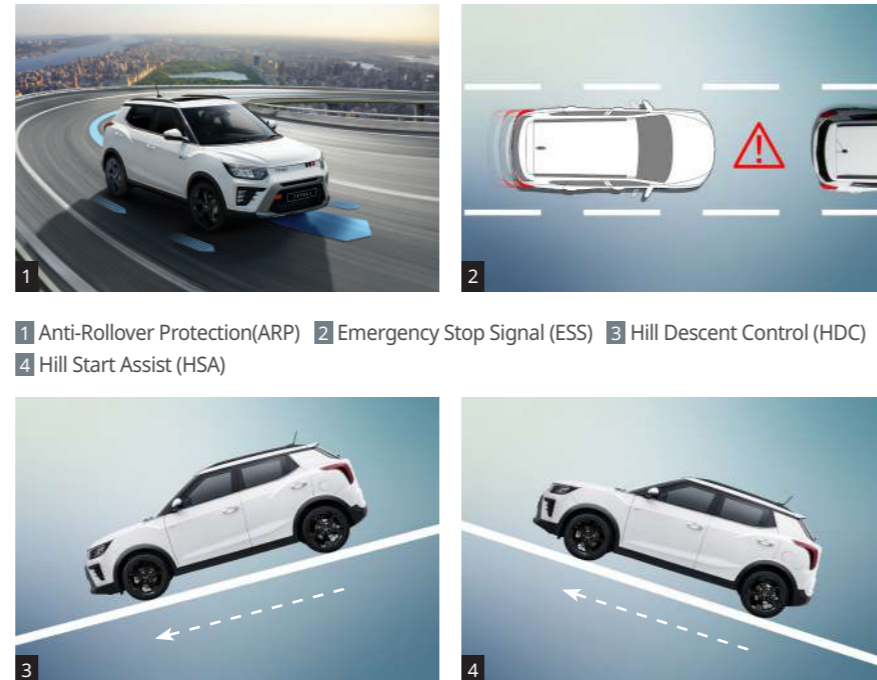
We have you covered from every angle: 360-degrees, in fact.

Our comprehensive active and passive safety features are there to protect you in every imaginable scenario.

## AWD SYSTEM



## ELECTRONIC STABILITY PROGRAM (ESP)



**79%  
HIGH-TENSILE  
STEEL**



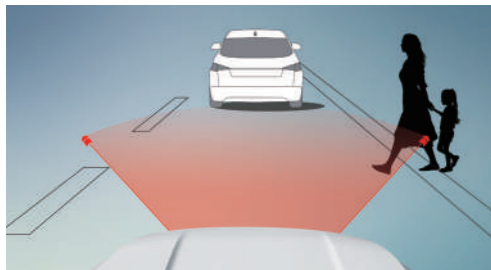
## BUILT WITH THE MOST ADVANCED HIGH-STRENGTH STEEL

The rigidity, integrity and safety of the bodyshell have been strengthened by using high-tensile steel in 79% of its construction while also utilising Hot Press Forming.

7 AIRBAG 1 Driver's airbag 2 Driver's knee airbag 3 Passenger's airbag 4 5 Driver's & passenger's side airbags 6 7 Curtain airbag



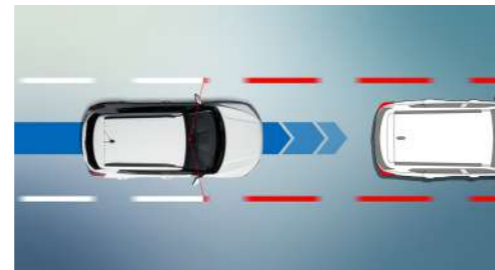
**THE LATEST ADVANCED DRIVER ASSISTANCE SYSTEMS**



**Autonomous Emergency Braking (AEB)**  
Helps avoid or minimise the risk of collision by detecting slower moving or stalled vehicles and warning the driver in advance.



**Forward Collision Warning (FCW)**  
Alerts the driver when another vehicle or pedestrian appears in the path of the vehicle.



**Lane Keeping Assist (LKA)**  
**Lane Departure Warning (LDW)**  
LKA uses a front camera to monitor the painted lane markers. On detecting an attempt to change lane without prior signaling, it automatically corrects the electric power steering to keep the vehicle within the intended lane.



**Front Vehicle Start Warning (FVSW)**  
FVSW attracts the driver's attention with a visual pop-up alert and audible sound when the vehicle directly in front starts to pull away.

# YOU HAVE CONTROL

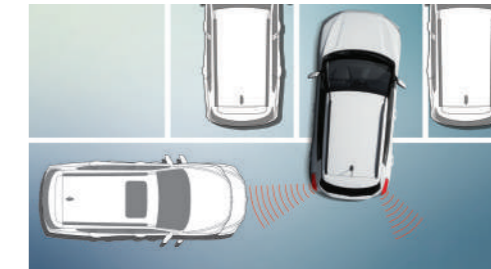
With a suite of integrated safety controls, you can enjoy a new level of peace of mind when driving around town, on your daily commute or on long-distance cross-country trips, whatever the road conditions.



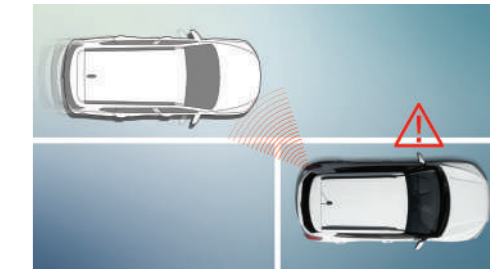
**Blind Spot-detection Warning (BSW)**  
Automatically assists braking if there is a risk of collision with vehicles in the blind-spot while changing lanes.



**Lane Change-Collision Warning (LCW)**  
LCW utilises sensors to detect and warn the driver about cars approaching from behind in an adjacent lane.



**Rear Cross Traffic Alert Intervention (RCTA-i)**  
**Rear Cross Traffic Warning (RCTW)**  
When reversing and an approaching vehicle is detected in its path, RCTA sounds an alarm and automatically applies the brakes to stop the vehicle and minimise the risk of collision.



**Safety Exit Warning (SEW)**  
Warns of the risk of collision with vehicles in the blind spot when an occupant opens a door to get out of the vehicle once stationary.




**Driver Attention Warning (DAW)**  
If the DAW system senses the driver's attention level has been significantly reduced, it gives an audible warning and a graphic on the cluster.



**Safety Distance Warning (SDW)**  
SDW calculates the distance to the vehicle in front and warns the driver when a safe distance is not maintained.



**Traffic Sign Recognition (TSR)**  
This recognises traffic signs and relays the information displayed on the sign to the driver through the cluster.



**Smart High Beam (SHB)**  
Automatically dips the high beam when an approaching vehicle is detected, making night-driving easier and safer.

FOLLOW YOUR DREAMS



## STYLE & CONVENIENCE

BE READY FOR ANYTHING — AND DO IT IN STYLE.



Projection headlights



Chrome moulding along the beltline and bonnet



Designer silver roof rails



Designer black roof rails



Gloss black finish on A-Pillar



Powered safety sunroof



Aero-styled wipers



Safety powered driver's window



Roof-mounted pole antenna



Rearview camera and monitor



Tyre pressure monitoring system (TPMS)



Auto-closing function

MAKE YOUR DRIVING SMARTER, EASIER AND MORE COMFORTABLE.



Standard instrument cluster



MP3 player



Manual air conditioning



USB memory slot



Seat belt reminder warning



Multi-switch console



Heated steering wheel



Dual foldable smart key



Centre console with dual cup holders



Looped bungee cord map holder on seatbacks



Large capacity door map pockets



Load area luggage cover

# COLOUR GUIDE

## EXTERIOR COLOURS

<b>1-TONE</b>	<b>2-TONE</b>	<b>1-TONE</b>	<b>2-TONE</b>
GRAND WHITE (WAA)		IRON METAL (ADE)	
PLATINUM GREY (ADA)		DANDY BLUE (BAS)	
		<b>2-TONE EXTERIOR PACK (BLACK ROOF)</b> Black colour treatment on the C-pillar detail, styled roof rails and roof mounted air spoiler	
SPACE BLACK (LAK)			

## WHEELS

<b>16"</b> steel wheels	<b>16"</b> alloy wheels	<b>18"</b> alloy wheels	<b>18"</b> new diamond cut wheels	<b>18"</b> new black diamond cut wheels

## INTERIOR COLOURS

<b>LIGHT GREY INTERIOR (EBG)</b>	 Flat woven seat upholstery Double raschel and TPU combination seat upholstery Thermoplastic urethane (TPU) seat upholstery Genuine leather seat upholstery	<b>ORANGE INTERIOR (LCG)</b>	 Genuine leather seat upholstery	
<b>BLACK INTERIOR (LBH)</b>	 Flat woven seat upholstery Double raschel and TPU combination seat upholstery Thermoplastic urethane (TPU) seat upholstery Genuine leather seat upholstery	 Black genuine leather seat	 Light grey genuine leather seat	 Orange genuine leather seat

## FEATURES LIST

ENGINE & FUEL SYSTEM	16" alloy wheels with 205/65R tyres
1.5litre gasoline direct injection (GDI) turbo engine (163ps / 280Nm)	18" alloy wheels with 215/50R tyres
1.5litre gasoline direct injection (GDI) turbo engine (135ps / 280Nm) (Low power)	18" alloy wheels with 215/50R tyres - diamond cut or black summer tyres
Engine acoustic cover	Tyre repair kit
Electronic cruise control	Temporary spare tyre(125/80R16) with luggage board and luggage side tray
Euro 6d step 2 emission with gasoline particulate filter (GPF)	Tyre pressure monitoring system
Voltage stabiliser	

EXTERIOR
Body-coloured bumpers
Long license plate detailing
Exterior rear view mirrors, electrically controlled, manual folding and heated
Exterior rear view mirrors, electrically controlled, foldable and heated with side repeaters
Body-coloured exterior rear view mirror housing
Bright chrome molding on belt line and bonnet edge
Natural-coloured side sill mouldings
Black-accented A-pillar trim
Body-coloured exterior door handles
Trailer tow hitch mounting
Fashionable roof rails – silver or black
Sporty rear spoiler with high mounted LED stop lamp
Safety power sunroof
Two-tone exterior colours

DRIVE TRAIN
Front wheel drive system
6-speed manual transmission with urethane transmission gear knob
AISIN 6-speed automatic transmission with leather & grain transmission gear knob
Active AWD with lock function

STEERING SYSTEM
Electric power steering
Driving mode system (Normal, winter, and sport)
Manually-controlled telescopic and tilt steering
Mechanical steering column lock
Electric steering column lock with dual smart key
Urethane steering wheel with silver-painted or black bezel
Leather-covered steering wheel
Heated & leather-covered steering wheel

SUSPENSION
Macpherson strut front suspension with coil springs
Torsion-beam rear suspension (2WD)
Multi-link rear suspension (AWD)

BRAKE SYSTEM
Ventilated front disc brakes and rear disc brakes
Hand-operated parking brake
Electronic stability programme (ESP) with anti-lock braking system (ABS), traction control system (TCS), active roll-over protection (ARP), brake assist system (BAS), hill start assist (HSA), emergency stop signal (ESS), hill descent control (HDC)

WHEELS AND TYRES
16" steel wheels with 205/65R tyres

Front door-mounted courtesy reflector
Leather-covered and silver finished door trim
Hang-on type accelerator pedal
Leather-covered gear knob
Luggage cover and load net
Height adjustable luggage board and luggage side tray
Floor mats

SEATS
5 seats
Manually adjustable driver's seat with sliding head rest
Manually height-adjustable driver's seat with sliding head rest
Manually adjustable passenger's seat with sliding head rest
40:60 split foldable rear seat with 32.5 degree reclining
Heated front seats
Woven cloth upholstery
Thermoplastic polyurethane (TPU) upholstery including rear seat centre armrest and cup holder
Double raschel and thermoplastic polyurethane (TPU) combination upholstery including rear seat centre armrest and cup holder
Leather upholstery including rear seat centre armrest and cup holder
8-way power adjustable driver seat
Driver's seat with 2-way powered lumbar support
Ventilated front seats

SAFETY
Reinforced monocoque body structure
Door impact beams for optimal protection from side impact
Dual and curtain airbags
Seat side airbags
Knee airbag
Front seat belts with ELR pretensioner, load limiter and anchor pretensioner
Airbag on / off switch for front passenger
2nd row seatbelts with load limiters (both sides) & 3-point center seatbelt
Child seat anchorage for rear seats
Seat belts reminder warning for front and rear all seating positions
Autonomous Emergency Braking (AEB)
Forward Collision Warning (FCW)
Lane Departure Warning (LDW)
Lane Keeping Assist (LKA)
Front Vehicle Start Warning (FVSW)
Driver Attention Warning (DAW)

Safety Distance Warning (SDW)
Traffic Sign Recognition (TSR)
Smart High Beam (SHB)
Blind Spot-detection Warning (BSW)
Lane Change-Collision Warning (LCW)
Rear Cross Traffic Warning (RCTW)
Rear Cross Traffic Alert Intervention (RCTA-i) for automatic transmission
Safety Exit Warning (SEW)

CONVENIENCE
Standard cluster including 3.5" mono TFT-LCD information screen
Deluxe 10.25" full colour LCD cluster including trip computer
Projection front head lights with leveling
Full LED front head lights with leveling
LED daytime running lights
LED front direction indicators
LED front fog lights
LED rear fog lights
Rear combination lamp with LED stop lights
Side repeater on the fender (standard)
LED side repeaters on exterior mirrors (deluxe)
Automatic headlight control
Hybrid wiper blades
Powered driver's door window with 1-touch lowering
Safety power window on driver side
Bulb interior lights
Dual remote keyless entry system with folding controller
Dual smart key system with auto closing
Anti-theft alarm
Manually operated tailgate
Twin horn
Rain sensing front windscreen wipers
Intermittent rear wiper
Immobiliser with keyhole illumination
Four front and rear parking sensors
Wireless charger

CLIMATE CONTROL
Front manual air conditioning system
Front dual temperature zone auto air conditioning system
Heater and air compressor
Air conditioner filter

AUDIO & VIDEO
2-DIN audio system with MP3 player and ipod / iPhone connector (with RDS) including DAB
8" smart audio system with link to rear view camera including DAB and Glonass
9" HD navigation system with link to HD rear view camera including DAB and Glonass
USB memory slot
Bluetooth hands free
Car connectivity - Apple CarPlay & Google Android Auto
Roof-mounted pole antenna
6 speakers

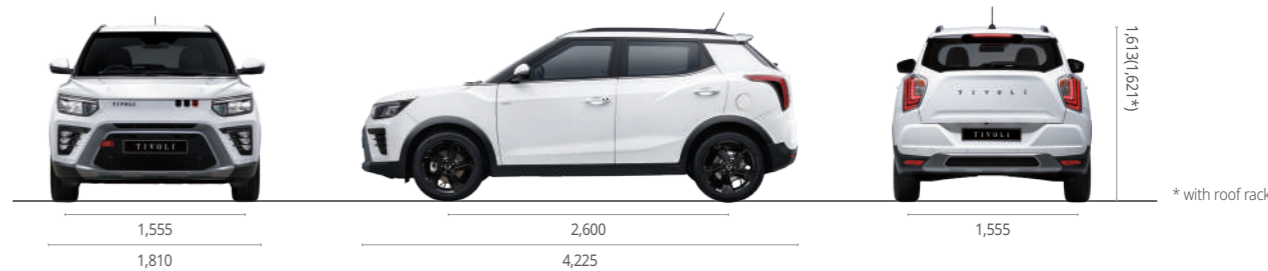
## TECHNICAL DATA

ENGINE		Petrol 1.5 GDI Turbo [135ps]		Petrol 1.5 GDI Turbo [163ps]			
DRIVEN WHEELS		2WD		2WD		AWD	
TRANSMISSION		6MT		6MT	6AT	6AT	
EMISSION		Euro 6d step2					
TYRE		16"	16"	18"			
EXTERIOR DIMENSION	Overall length			4,225			
	Overall width			1,810			
	Overall height			1,613 (with roof rack 1,621)			
	Wheelbase	mm		2,600			
	Tread	Front			1,555		
		Rear			1,555		
	Overhang	Front			880		
		Rear			745		
	Approach angle	degree	17.5			17.5	
	Departure angle	degree	27.5			27.5	
	Ramp angle	degree	17.0			17.0	
	Minimum ground clearance	mm	178			178	
	Minimum turning radius	m	5.3			5.3	
Gross vehicle weight		1,800	1,800	1,820	1,890	1,920	
	Kerb weight	1,300	1,300	1,318	1,390	1,417	
	Gross trailer weight	Braked	1,000	1,000			
	Unbraked	500	500				
Fuel	-	Petrol		Petrol			
Fuel tank	ℓ	50		50			
Capacity	cc	1,497		1,497			
Bore X stroke	mm	76 x 82.5		76 x 82.5			
Compression ratio	-	9.5 : 1		9.5 : 1			
Number of cylinders	-	4 in-line		4 in-line			
Max. power	kW/rpm	99/5,000–5,500		120/5,000–5,500			
	ps/rpm	135/5,000–5,500		163/5,000–5,500			
	Nm/rpm	280/1,500–3,000	280/1,500–4,000	260/1,500–4,000	280/1,500–4,000	260/1,500–4,000	
Max. torque	kg.m/rpm	28.6/1,500–3,000	28.6/1,500–4,000	26.5/1,500–4,000	28.6/1,500–4,000	26.5/1,500–4,000	
	km/h	181	181		175	181	
Max. speed	km/h	181	181		175	181	
CO <sub>2</sub> (combined)		159	158	161	175	171	
	Combined	6.980	6.910	7.042	7.650	7.479	
	Phase 1 (Low phase)	8.847	8.506	8.591	9.724	9.219	
	Phase 2 (Mid phase)	6.510	6.411	6.549	7.212	7.115	
	Phase 3 (High phase)	6.033	6.026	6.092	6.573	6.569	
	Phase 4 (Extra High phase)	7.371	7.368	7.569	8.059	7.479	
Test mode	-	Worldwide Harmonised Light Vehicle Test Procedure (WLTP)					

\* The fuel economy can vary according to road conditions or driver's habits. \* The above technical data can vary slightly by regional certification requirements or sales specifications. \* ISG : Idle Stop and Go

## DIMENSIONS

(mm)



1,555	2,600	1,555
1,810	4,225	





## **KG Mobility Corporation**

13th floor, Times Square A-dong, 15, Yeongjung-ro, Yeongdeungpo-gu, Seoul, Korea

[www.kg-mobility.com/en](http://www.kg-mobility.com/en)

 [www.facebook.com/KGMobilityGlobal](https://www.facebook.com/KGMobilityGlobal)

 [www.instagram.com/kg\\_mobility\\_global](https://www.instagram.com/kg_mobility_global)

Some of the equipment shown in this brochure is optional and may not be available on all models or in all markets.

All specifications are subject to change without notice.

Please contact your local dealer for the latest information.